

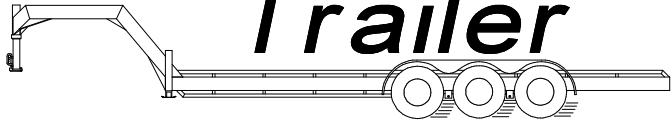


TABG48 Series Auto/Boat Transport Trailer 48'

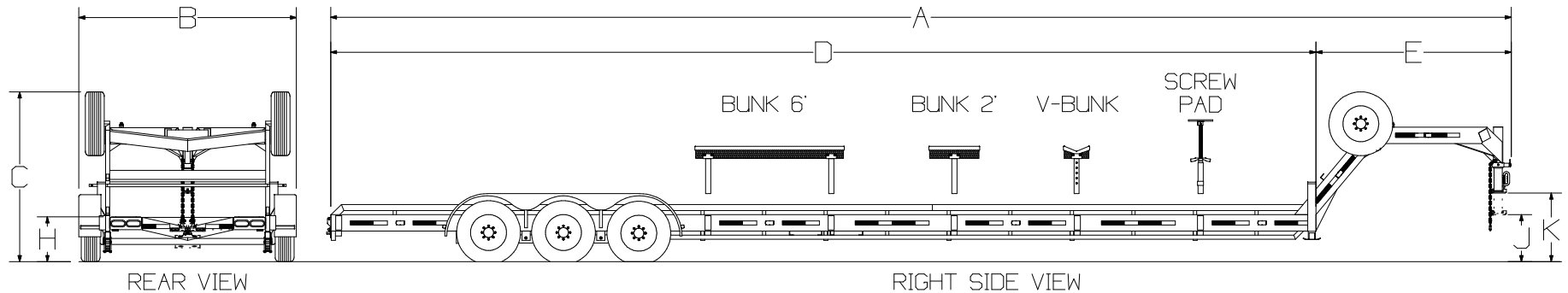
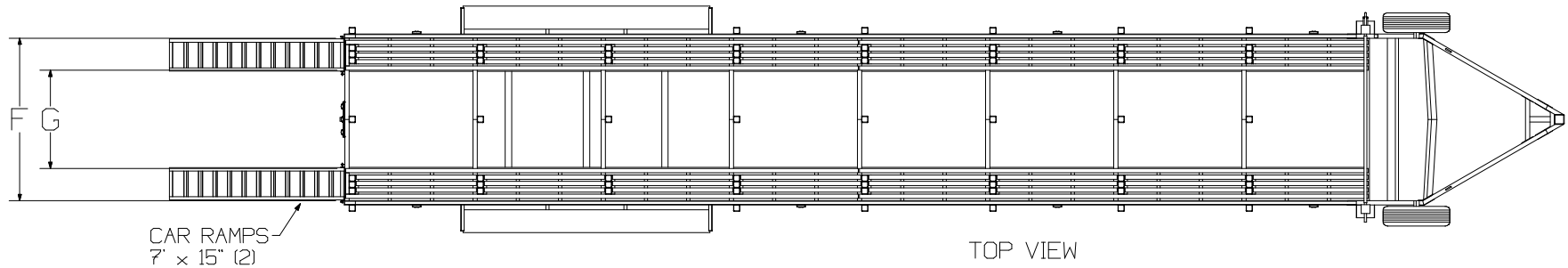
Specifications

Model	TABG48-183	TABG48-213	TABG48-243
G.V.W.R.	18,000 lbs.	21,000 lbs.	24,000 lbs.
Weight	5,589 lbs.	6,051 lbs.	6,402 lbs.
Length, overall	48'		
Width, overall	102"		
Height, overall	7'		
Deck length	40'		
Deck height	22"		
Deck width	76" Inside Frame Rails		
Electrical System	D.O.T. and N.H.T.S.A. Approved. Stop, tail, turn and clearance lights, incandescent. D.O.T. tape		
Electrical Plug	7-way RV standard		
Frame	Steel tube 8"x2" main frame, steel tube 6"x2" crossmembers		
Belly Rail	Steel square tube 2"		
Tie Down Rail	Steel channel 3" x 1-1/2"		
Fenders	Steel galvanized teardrop		
Brakes	Electric drum brakes, all axles standard, with battery backup breakaway kit		
Gooseneck	Steel tube 8"x2"		
Axles	3 x 6,000 lb Accu-Lube	3 x 7,000 lb Accu-Lube	3 x 8,000 lb Accu-Lube
Suspension	2 x 4,000 lb.	2 x 4,000 lb.	2 x 4,000 lb.
Tires	LT235/85R16 E rated	LT235/85R16 G rated	215/75R-17.5 H rated
Wheels	16 x 6 OEM 8 lug	16 x 6 OEM 8 lug	17.5 x 6.75 OEM 8 lug
Spare tires	2 mounted, 1/side, same as above		
Jack	2-12,000 lb Drop leg		
Coupler	Gooseneck hitch, Adjustable, 2-5/16" ball		
Safety Chains	2 x 15,000 lb. 3/8" with hook		
Ramps	2 - 84" x 15" ladder type steel ramps		
Finish	Black zinc based transport finish		
Bunk, 2' straight	4		
Bunk, 6' straight	2		
Bunk, 12" 'V' notch	3		
Screw pad	4		

Broward Trailer



TABG48 Series Auto/Boat Transport Trailer 48'



A	48'	TOTAL LENGTH
B	102"	TOTAL WIDTH
C	7'	TOTAL HEIGHT
D	40'	DECK LENGTH
E	8'	GOOSENECK LENGTH
F	76"	WIDTH BETWEEN MAIN FRAME RAILS
G	46"	WIDTH BETWEEN AUTO RAMPS
H	22"	DECK HEIGHT
J	23"	MINIMUM COUPLER HEIGHT
K	33"	MAXIMUM COUPLER HEIGHT