

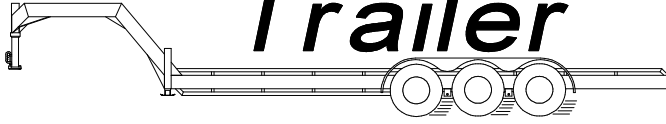


# TABT53 Series Auto/Boat Transport Tagalong Trailer 53'

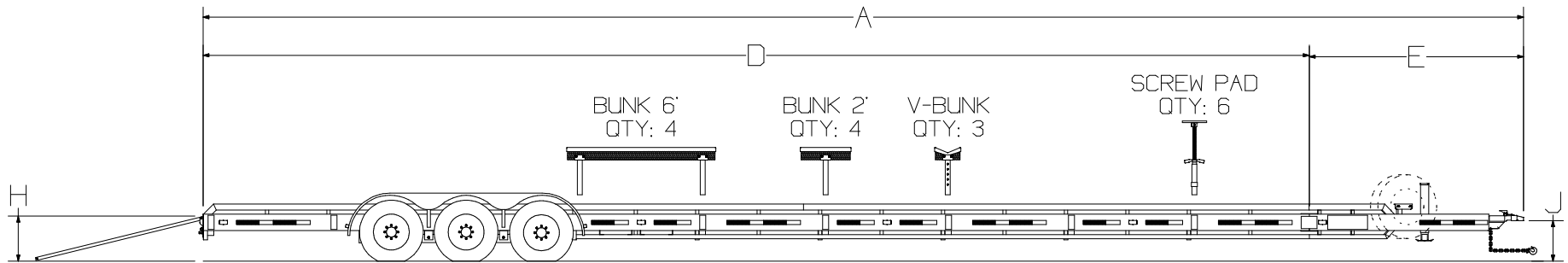
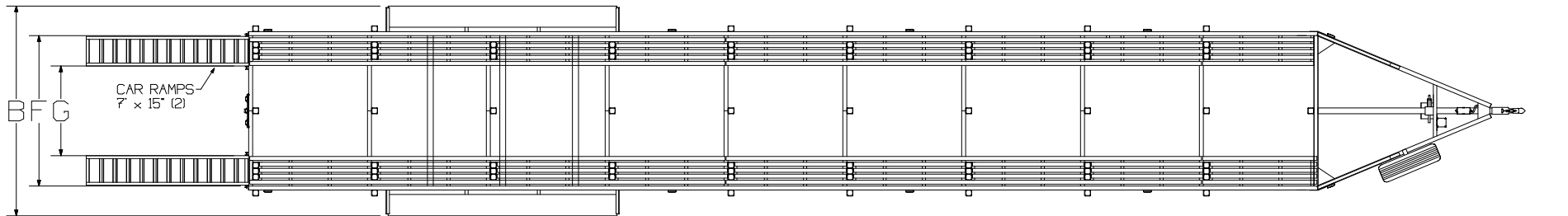
## Specifications

| Model               | TABT53-183  | TABT53-213             | TABT53-243             |
|---------------------|---|------------------------|------------------------|
| G.V.W.R.            | 18,000 lbs.   | 21,000 lbs.            | 24,000 lbs.            |
| Weight, lbs         | 6223  | 6319                   | 6653                   |
| Length, overall     | 53'   |                        |                        |
| Width, overall      | 102"  |                        |                        |
| Height, overall     | 47" (Top of spare tire)   |                        |                        |
| Deck length         | 40'   |                        |                        |
| Deck height         | 22"   |                        |                        |
| Deck width          | 76" Inside Frame Rails  |                        |                        |
| Electrical System   | D.O.T. and N.H.T.S.A. Approved.<br>Stop, tail, turn and clearance lights, incandescent. D.O.T. tape |                        |                        |
| Electrical Plug     | 7-way RV standard   |                        |                        |
| Frame               | Steel tube 8"x2" main frame, steel tube 6"x2" cross members   |                        |                        |
| Belly Rail          | Steel square tube 2"  |                        |                        |
| Tie Down Rail       | Steel channel 3" x 1-1/2"   |                        |                        |
| Fenders             | Steel galvanized teardrop   |                        |                        |
| Brakes              | Electric drum brakes, all axles standard, with battery backup breakaway kit                         |                        |                        |
| Gooseneck           | Steel tube 8"x2"  |                        |                        |
| Axles               | 3 x 6,000 lb Accu-Lube  | 3 x 7,000 lb Accu-Lube | 3 x 8,000 lb Accu-Lube |
| Suspension          | 2 x 4,000 lb.   | 2 x 4,000 lb.          | 2 x 4,000 lb.          |
| Tires               | LT235/85R16 E rated   | LT235/85R16 G rated    | 215/75R-17.5 H rated   |
| Wheels              | 16 x 6 OEM 8 lug  | 16 x 6 OEM 8 lug       | 17.5 x 6.75 OEM 8 lug  |
| Spare tires         | 1 mounted, same as above  |                        |                        |
| Jack                | 1-12,000 lb Drop leg Spring loaded  |                        |                        |
| Coupler             | Bulldog 2-5/16" ball drop forged coupler  |                        |                        |
| Safety Chains       | 2 x 15,000 lb. 3/8" with hook   |                        |                        |
| Ramps               | 2 - 84" x 15" ladder type steel ramps   |                        |                        |
| Finish              | Black zinc based transport finish   |                        |                        |
| Bunk, 2' straight   | 4   |                        |                        |
| Bunk, 6' straight   | 4   |                        |                        |
| Bunk, 12" 'V' notch | 3   |                        |                        |
| Screw pad           | 6   |                        |                        |

# Broward Trailer



# TABT53 Series Auto/Boat Transport Trailer 53'



RIGHT SIDE VIEW

|   |       |                                |
|---|-------|--------------------------------|
| A | 53'   | TOTAL LENGTH                   |
| B | 8' 6" | TOTAL WIDTH                    |
| D | 45'   | DECK LENGTH                    |
| E | 8'    | TONGUE LENGTH                  |
| F | 76"   | WIDTH BETWEEN MAIN FRAME RAILS |
| G | 46"   | WIDTH BETWEEN RAMPS            |
| H | 22"   | DECK HEIGHT                    |
| J | 18"   | COUPLER HEIGHT                 |

TABT53-cadspec.GXD